



# Self-Regulating Trace Heaters

## Accessories





Designation	Description	Part No.	Combining of ELSR trace heaters and kit										
			-HA (-WS)	-NA (-WS)	-HA, Class I, Zone 1 Class I,II, Div. 2, Class III	-NA, Class I, Zone 1 Class I,II, Div. 2, Class III	-MA	-MA-BF	-WA (-WS)	-WA Class I, Zone 1			
	Power Connection Kits												
ELVB-SREx-3/4" BR HT	Power Connection Kit <b>ELSR-HA, -NA</b> with nickel plated cable gland, 3/4" NPT (hazardous location) <sup>① ②</sup>	09CA007	■	■	■	■							
ELVB-SREx-3/4" BR HT	Power Connection Kit <b>ELSR-WA</b> with nickel plated cable gland, 3/4" NPT (hazardous location) <sup>① ②</sup>	09CA027									■	■	
ELVB-SREx-20 BR HT	Power Connection Kit <b>ELSR-HA, -NA</b> with nickel plated cable gland, M20 (hazardous location) <sup>① ②</sup>	09CA008	■	■	■	■							
ELVB-SREx-20 BR HT	Power Connection Kit <b>ELSR-WA</b> , with nickel plated cable gland, M20 (hazardous location) <sup>① ②</sup>	09CA028									■	■	
ELVB-SRAH-3/4" ST	Power Connection Kit <b>ELSR-HA</b> with steel/zinc cable gland/fitting, 3/4" NPT (non-hazardous location) <sup>②</sup>	09CA011	■										
ELVB-SRAN-3/4" ST	Power Connection Kit <b>ELSR-NA</b> with steel/zinc cable gland/fitting, 3/4" NPT (non-hazardous location) <sup>②</sup>	09CA012		■									
ELVB-SRAN-3/4" P*	Power Connection Kit <b>ELSR-NA</b> with polymer cable gland/fitting, 3/4" NPT (non-hazardous location) <sup>②</sup>	09CA036		■									
ELVB-SRAN-1/2" P*	Power Connection Kit <b>ELSR-NA</b> with polymer cable gland/fitting, 3/4" NPT (non-hazardous location) <sup>②</sup>	09CA037		■									
ELVB-SRAM-3/4" ST	Power Connection Kit <b>ELSR-MA, -MA-BF</b> with steel/zinc cable gland/fitting, 3/4" NPT (non-hazardous location) <sup>②</sup>	09CA013						■	■				
ELVB-SRAW-3/4" ST	Power Connection Kit <b>ELSR-WA</b> with steel/zinc cable gland/fitting, 3/4" NPT (non-hazardous location) <sup>②</sup>	09CA019									■		
ELVB-SRAH	Power Connection kit <b>ELSR-HA</b> without gland	09CA014	■										
ELVB-SRAN	Power Connection kit <b>ELSR-NA</b> without gland	09CA015		■									
ELVB-SRAM	Power Connection kit <b>ELSR-MA</b> without gland	09CA052						■					
ELVB-SRAW	Power Connection kit <b>ELSR-WA</b> without gland	09CA053									■		
	End Termination Kits												
EL-ECH-ex	End Termination Kit for <b>ELSR-HA</b> <sup>① ②</sup>	09CA021	■		■								
EL-ECN-ex	End Termination Kit for <b>ELSR-NA, -WA</b> <sup>① ②</sup>	09CA022		■		■					■	■	
EL-ECW	End Termination Kit for <b>ELSR-WA</b> <sup>① ②</sup>	09CA043									■		
EL-ECM	End Termination Kit for <b>ELSR-MA</b> <sup>① ②</sup>	09CA041						■					
EL-ECMF	End Termination Kit for <b>ELSR-MA-BF</b> <sup>① ③</sup>	09CA042							■				

\*Canada only <sup>①</sup>min. installation temperature -49 °F (-45 °C) <sup>②</sup>coverage: braiding 80 %, aluminum foil 100 % <sup>③</sup>min. installation temperature -25 °F (-13 °C)



## Self-Regulating Trace Heaters

### Accessories

Further Accessories			Possible combinations of trace heater and kit							
Designation	Description	Part No.	ELSR-HA (-WS)	ELSR-NA (-WS)	ELSR-HA, Ex Zone 1, Div 2, Class I, II, III, Div 2	ELSR-NA, Ex Zone 1, Div 2, Class I, II, III, Div 2	ELSR-MA	ELSR-MA-BF	ELSR-WA (-WS)	ELSR-WA, Ex Zone 1, Div 2, Class I, II, III, Div 2
	Heater Entry Kit to be applied to each heater end									
EL-HAZELECT*	Heater entry kit for Div1 rated junction box, 3/4" NPT, for ELSR-NA and -HA, Division 1 rated hazardous location	09CA051			■	■				
	Mechanical Fasteners									
ELB-16.10	Mechanical fastener, plastic strap, L= 102 x 2.5 mm	2796000001								
ELB-16.20	Mechanical fastener, plastic strap, L = 200 x 3.6 mm	2796000002								
ELB-16.36	Mechanical fastener, plastic strap, L= 360 x 4.8 mm	2796000003								
ELB-18	Mounting/fixing plate for gutter installation	0930040								
	Self-Adhesive Tape and Foil									
ELB-03	Self-adhesive glass fibre tape, max T = 194 °F (90 °C), 50 m	2481800120								
ELB-06D	Self-adhesive aluminum foil, max T = 284 °F (140 °C), 100 m	2701900076								
ELB-06E	Self-adhesive aluminum foil, max T = 302 °F (150 °C), 50 m	2701900500								
ELB-02A	Self-adhesive glass fibre tape, max T 356 °F (180 °C), 33 m	2486800126								
	Warning labels / signs									
EL-WS01 E	Warning label/sign, English "Electric Heat Tracing" (other languages upon request)	2986900012								