

At a Glance

Applications



Freeze prevention



Temperature maintenance



Pipelines

- › Roofs and gutters
- › Sanitary installations
- › Industry

Benefits

- › Quick, safe and easy to install, simple to use
- › Saves time, effort and money, speeds up installation time
- › One device covers several functions for connection, power termination and splice
- › No more wire stripping: the insulation displacement connector establishes a safe electrical connection
- › No special tools required
- › Less inventory, easy handling
- › Prevents costly assembly errors

Approvals



- › FM 17NUS0022
- › FM 17NCA0007

El-Clic® Fast Connector for eltherm ELSR Trace Heaters



Connect self-regulating heating cables the easy way using eltherm's fast connector El-Clic®:

- › One device connects all ELSR-NA and ELSR-WA trace heaters
- › Quick-connect/T-splice up to three trace heaters
- › Suitable for surface mounting or underneath insulation
- › Rugged, water resistant, UV-resistant housing safe for outdoor assembly
- › Secure screw-locked closing mechanism guards against accidental opening
- › Integrated wall and pipe mounting brackets

Checklist El-Clic®

Fast Connector

El-Clic P	Splice/connector assembly without supply lead for ELSR-NA, -WA	09CAICP
El-Clic S	Splice/connector assembly with supply lead for ELSR-NA, -WA	09CAICS




Termination Kits

EL-ECN	Silicone, transparent end cap for ELSR-NA Silicone glue, transparent LT, 5g tube, blue screw cap	09112N1
EL-ECW	Silicone, transparent end cap for ELSR-WA Silicone glue, transparent LT, 5g tube, blue screw cap	09112W1

Technical Information

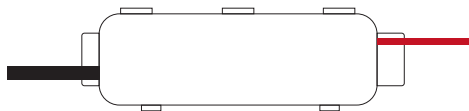
Nominal voltage	300 V
Nominal current	15 A
Ambient temperature	-13°F to +212°F / -25°C to +100°C
Enclosure material	UV resistant Polyamide
IP-rating	NEMA 4 equivalent (IP 65)
Dimensions (l x w x h)	7 ½" x 2 ¾" x 2" / 190x70x50 mm
Weight (approximate)	1.1lbs (with cold lead) / 500 g
Tools required	Screwdriver, knife, pliers
Power cord/cold lead	8/2.5 m (El-Clic P), AWG 14
Cable tie	2 pcs 14"/360 mm, UV resistant

- 1 Strain relief:** Screws tight to hold heater, unlocks to release cable.
- 2 Cable guide duct:** Ensures safe, correct insertion of heater into contact block.
- 3 Contact block:** Connects trace heater and cold lead.

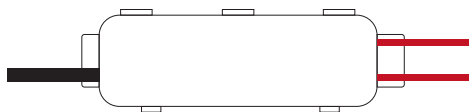


El-Clic®: One device covers several functions for power termination (left) and T-splice (right):

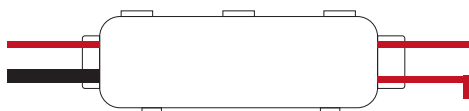
Power termination



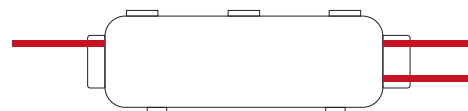
Assembly with supply lead and 2 trace heaters



Assembly with supply lead and 3 trace heaters



Connection of 3 trace heaters



Connection of 2 trace heaters

