

# Serial Resistance Heating Cables

eltherm® 

# Contents

<b>From Process to Product</b> The eltherm story	<b>4</b>
<b>From A to Z</b> From a single source	<b>6</b>
<b>Serial Resistance Heating Cables</b>	<b>8</b>
<b>Application areas</b> Serial Resistance Heating Cables	<b>10</b>
<b>Selection guide</b> Serial Resistance Heating Cables	<b>12</b>
<b>Data sheets</b> Serial Resistance Heating Cables	<b>14</b>
<b>Accessories</b> Serial Resistance Heating Cable System	<b>28</b>
<b>Sample illustration</b> Serial Resistance Heating Cables	<b>38</b>
<b>Survey</b> Concerning Electrical Trace Heating	<b>40</b>
<b>We are there for you</b> eltherm Worldwide	<b>42</b>

**"We understand individual requirements and we always keep the customer-specific benefit in mind."**





#### eltherm in Burbach, Germany

- 1 Manufacturing I
- 2 Administration, application engineering
- 3 Research, development, sales, Academy
- 4 Manufacturing II



## From Process to Product The eltherm Story

Since it was founded in 1991 in Burbach, Germany, eltherm has developed into a worldwide solution provider with its own production. Today, eltherm is a one-stop shop for electrical trace heating products and systems with the quality label "Made in Germany". The company enjoys worldwide recognition as a turnkey partner for drafting, developing, installing and commissioning electrical trace heating for complex industrial plants and facilities.

Production sites for all types of heating cables and accessories together with technical expertise make eltherm a leading manufacturer of electrical trace heating systems.

In addition to frost protection and temperature maintenance up to 900 °C, eltherm is the expert partner for complete system solutions right up to heating entire chemicals and other industrial plants. The capability and competence of the company are demonstrated in the wide range of different application areas including the oil and gas industry, power plant construction and the building industry as well as the automotive and food industries.

#### › Portfolio focus

We offer a complete range of products, systems and solutions, from A to Z. Made in Germany. From a single source.

#### › Customer focus

Concentrating on the benefit for our customers sets us apart. We understand and meet the requirements of our customers with great technical expertise and passion.

#### › Technology focus

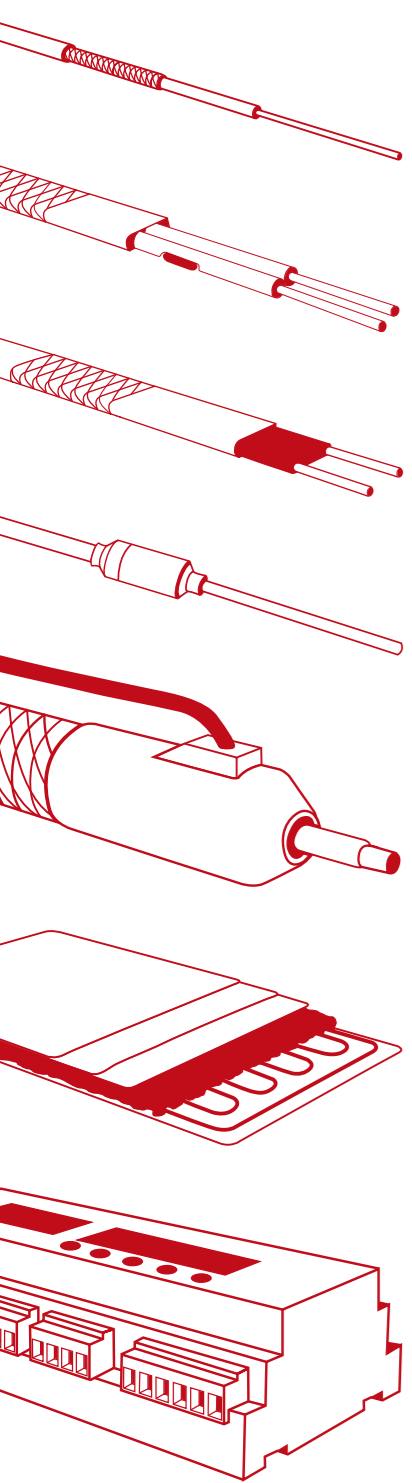
We concentrate exclusively on electrical trace heating. That is our core competence – with no compromises.

#### › Global focus

We are a worldwide engineering company with our own in-house production. With 270 employees we serve the international markets of 13 locations on 5 continents.



## From A to Z From a single source



### › Serial resistance heating cables

For frost protection and process temperatures in industrial systems.

### › Parallel-resistance heating cables

Parallel heating cables with constant meter output and one-sided connection.

### › Self-regulating heating cables

For frost protection and temperature maintenance in industry and buildings. Applications up to 250 °C.

### › Mineral-insulated heating cables

Manufactured and assembled exclusively from alloy 825 or premium stainless steel. "Clean Laser Seal" technology (CLS) guarantees homogeneous, 100% stable systems that function reliably up to 700 °C.

### › Heated analytic cables, pressure and loading hoses

For reliable and safe transport of pressurised or depressurised liquids or gases at up to 450 °C without temperature loss.

### › Heating mats and heating sleeves

Customer-specific and tailor-made for reliable heating of valves, pumps, drums, barrels, hobbcks and flange covers up to 450 °C.

### › Measurement and control technology

This includes temperature controllers, display and control units, monitoring and measuring instruments, regulating accessories and complete switch cabinets.

### › Accessories

For safe and effective assembly and operation of complete trace heating systems – From small facilities to large plants.

## Applications



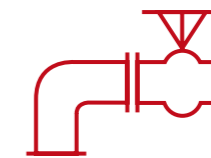
Temperature maintenance



Frost protection



Pipelines



Valves, pumps



Tank containers



Silos, containers, tanks



Open spaces



Rails and switches



Antennas



Special solutions

› Is your application not listed? We will be happy to consult with you individually.

**At a glance**

**Advantages**

- › High level of flexibility
- › High temperature resistance
- › Small bending radii
- › High operating temperatures
- › High chemical resistance

**Approvals**



# Serial Resistance Heating Cables

Serial resistance heating cables are available by the metre (ELKM). A constant temperature must be maintained in many applications to sustain the necessary processes and the condition of the heated medium. Serial resistance heating cables can also be used to prevent pipelines, pumps, valves and containers from freezing. Many of our heating cables are also approved for use in areas subject to explosion hazard.

And a little more still? We provide optimal solutions especially at high operating temperatures. High temperature resistance and flexibility are our strength. For your varied applications addressing all aspects of temperature maintenance we offer various designs with and without protective braiding and with fluoropolymer insulation.


**Application**

Frost protection and temperature maintenance on containers, pipes, valves and filters, etc. The small bending radii of the heating cables allows for dense and wide-area allocation, even with small components. Serial heating cables are also used in our heated analytic cables, pressure and loading hoses and in special heaters.

## Checklist

**Serial resistance heating cable system**

- |  |                                 |
|--|---------------------------------|
| <b>A</b> Heating cable                             | <b>E</b> Insulation bushing     |
| <b>B</b> Connecting set                            | <b>F</b> Warning sign           |
| <b>C</b> Assembly accessories for pipelines        | <b>G</b> Temperature controller |
| <b>D</b> Fastenings, self-adhesive tapes and foils | <b>H</b> Temperature tracer     |



This is simply an overview drawing of sample pipeline heating, not installation instructions. For detailed information please contact our technicians.

# Fields of Application

## Serial Resistance Heating Cables

- › Bottling systems
- › Exhaust systems
- › Plant engineering
- › Antenna heating
- › Fittings heating
- › Coating systems
- › Biotechnology
- › Bitumen plants
- › Chem. process engineering
- › Container heating
- › Energy production
- › Labelling machines
- › Extruders
- › Grease transport
- › Surface heating
- › Augers
- › Mould making
- › Floor heating
- › Cartridge heaters
- › Adhesive technology
- › Plastics technology
- › Laboratory technology
- › Food production
- › Mechanical engineering
- › Medical technology
- › Waste incineration plants
- › Surface technology
- › Organic chemistry
- › Parabolic mirror heating
- › Presses
- › Foaming plants
- › Shipbuilding
- › Transport technology
- › Door frame heating
- › Connection technology
- › Process engineering
- › Loading arms
- › Packaging industry
- › Heat recovery systems
- › and many more



# Selection Guide

## Serial Resistance Heating Cables

 to 260 °C

**Moisture-Resistant**

### ELKM-A

**Fields of application:**

- Containers, pipes, valves, silos, tanks
- Frost protection, temperature maintenance
- Many industries
- Rotor blades
- Marble tiles

**Technical specifications:**

- Insulating cover: Fluoropolymer
- Nominal voltage max.: 750 V
- Output, max.: 30 W/m
- Max. operating temperature: 260°C
- Bending radius min.: 2.5 x outer-Ø
- Installation temp. min.: -60°C
- Heating cable configuration: Stranded, coiled from 8000 Ω/km

14



### ELKM-AS

**Fields of application:**

- Containers, pipes, valves, silos, tanks
- Frost protection, temperature maintenance
- Many industries
- Rotor blades
- Marble tiles

**Technical specifications:**

- Insulating cover: Fluoropolymer
- Protective braiding: Cu nickel plated
- Nominal voltage max.: 750 V
- Output, max.: 30 W/m
- Max. operating temperature: 260°C
- Bending radius min.: 2.5 x outer-Ø
- Installation temp. min.: -60°C
- Heating cable configuration: Stranded, coiled from 8000 Ω/km

16



### ELKM-AE

**Fields of application:**

- Containers, pipes, valves, silos, tanks
- Frost protection, temperature maintenance
- Mould heating
- IBCs
- Antenna heating

**Technical specifications:**

- Insulating cover: Fluoropolymer
- Protective braiding: VA 1.4401/ SS 316
- Nominal voltage max.: 750 V
- Output, max.: 30 W/m
- Max. operating temperature: 260°C
- Bending radius min.: 2.5 x outer-Ø
- Installation temp. min.: -60°C
- Heating cable configuration: Stranded, coiled from 8000 Ω/km

18



### ELKM-AG

**Fields of application:**

- Frost protection
- Temperature maintenance
- Silos, containers, tanks
- Valves, pumps
- Chemistry, oil and gas industry
- Liquid keeping
- Wastewater facilities
- Tank containers
- IBCs
- Instrumentation, production processes

**Technical specifications:**

- Insulating cover: Fluoropolymer
- Protective braiding: Cu nickel plated
- Outer jacket: Fluoropolymer
- Nominal voltage max.: 750 V
- Output, max.: 30 W/m
- Max. operating temperature: 250°C
- Bending radius min.: 7.5 mm
- Installation temp. min.: -60°C
- Interference immunity: 7 J

20



### ELKM-AG-E

**Fields of application:**

- Frost protection
- Temperature maintenance
- Silos, containers, tanks
- Valves, pumps
- Filter heating
- Hopper heating
- Automotive
- Paint shops
- Heating mantles
- Devices and systems made of (non-) metallic material

**Technical specifications:**

- Insulating cover: Fluoropolymer
- Protective braiding: Cu nickel plated
- Outer jacket: Fluoropolymer
- Nominal voltage max.: 750 V
- Output, max.: 30 W/m
- Max. operating temperature: 260°C
- Bending radius min.: 2.5 x outer-Ø
- Installation temp. min.: -60°C
- Interference immunity: 4 J

22



### ELKM-AG-L

**Fields of application:**

- Frost protection
- Temperature maintenance
- Silos, containers, tanks
- Valves, pumps
- Filter heating
- Hopper heating
- Automotive, tank containers
- Parabolic antenna heating
- Automotive
- Devices and systems made of (non-) metallic material

**Technical specifications:**

- Insulating cover: Fluoropolymer
- Protective braiding: Cu nickel plated
- Outer jacket: Fluoropolymer
- Nominal voltage max.: 750 V
- Output, max.: 30 W/m
- Max. operating temperature: 260°C
- Bending radius min.: 2.5 x outer-Ø
- Installation temp. min.: -60°C
- Heating cable configuration: Stranded or coiled

24



### ELKM-AG-N

**Fields of application:**

- Frost protection
- Temperature maintenance
- Silos, containers, tanks
- Valves, pumps
- Filter heating
- Hopper heating
- Paint shops
- Tank containers
- Automotive
- Devices and systems made of (non-) metallic material

**Technical specifications:**

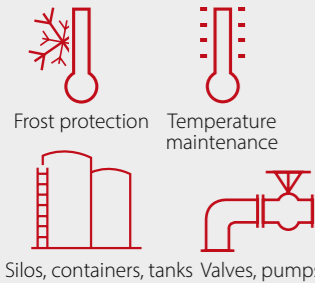
- Insulating cover: Fluoropolymer
- Protective braiding: Cu nickel plated
- Outer jacket: Fluoropolymer
- Nominal voltage max.: 550 V
- Output, max.: 30 W/m
- Max. operating temperature: 260°C
- Bending radius min.: 2.5 x outer-Ø
- Installation temp. min.: -60°C
- Interference immunity: 4 J

26



## At a glance

### Applications



- › Rotor blades
- › Marble tiles
- › Devices and systems made of non-metallic material

### Advantages


- › High level of flexibility
- › Small bending radius
- › High chemical resistance
- › Moisture-resistant

### Approvals



- › Manufactured in line with DIN VDE 0253

# Type ELKM-A to 260 °C



<b>1 Heating conductor</b>	Stranded or coiled
<b>2 Insulating cover</b>	Fluoropolymer

## Checklist for ELKM-A

Connecting sets		
ELVB22	Connecting set for 1.5 mm <sup>2</sup> cold cable	0911048
Junction boxes		
ELAK-2	104 x 104 x 70 mm, polycarbonate, IP 66, up to 3 heating cables, Screw connection 1x M25, knockout 7x M20/M25	0920030
Connection cable		
ELKM-A 11.7	Can be used as connection cable 1.5 mm <sup>2</sup>	0136010

- › Additional accessories on pages 28 - 36.

## Technical Specifications

<b>Max. voltage</b>	750 V
<b>Typical output</b>	30 W/m*
<b>Max. operating temperature</b>	260°C
<b>Min. bending radius</b>	2.5 x external diameter
<b>Min. installation temperature</b>	-60°C
<b>Heating conductor</b>	Stranded, coiled from 8000 Ω/km on request

\* The output per metre of heating pipe and the maximum possible operating temperatures depend on the application in question. We recommend that you contact our engineers for specific cases - we will be happy to advise you.

Nominal resistance (Ω/km)	External diameter approx. (mm)	Weight approx. (g/m)	Temperature coefficient (x 10 <sup>-3</sup> / K)	Item no.	Nominal resistance (Ω/km)	External diameter approx. (mm)	Weight approx. (g/m)	Temperature coefficient (x 10 <sup>-3</sup> / K)	Item no.
1.95	5.8	112	4.30	0136002	280.00	2.1	10	0.38	0136059
2.90	4.6	73	4.30	0136006	328.00	2.5	16	0.18	0136061
4.40	4.2	54	4.30	0136004	360.00	2.1	10	0.45	0136064
7.20	3.1	33	4.30	0136007	430.00	2.3	13	0.18	0136066
10.00	3.0	31	4.30	0136008	480.00	2.2	12	0.18	0136068
11.70	2.7	30	4.30	0136010	600.00	2.1	10	0.18	0136076
15.00	2.6	19	4.30	0136012	800.00	2.0	9	0.18	0136080
25.00	2.5	17	3.00	0136016	1000.00	2.1	10	0.04	0136082
31.50	2.9	23	1.60	0136020	1470.00	2.1	9	0.04	0136092
50.00	2.6	17	1.60	0136030	1750.00	2.0	8	0.04	0136094
65.00	2.4	14	1.60	0136032	1900.00	2.2	12	0.04	0136096
80.00	2.7	20	0.90	0136038	2900.00	2.1	9	0.04	0136104
100.00	2.5	17	0.90	0136042	4000.00	2.0	8	0.04	0136114
157.00	2.5	17	0.45	0136049	4700.00	1.9	8	0.15	0136118
180.00	2.2	12	0.90	0136052	6000.00	1.9	7	0.20	0136124
200.00	2.4	14	0.45	0136054	7000.00	2.0	7	0.15	0136126
260.00	2.2	12	0.45	0136058	8000.00	2.0	7	0.15	0136128

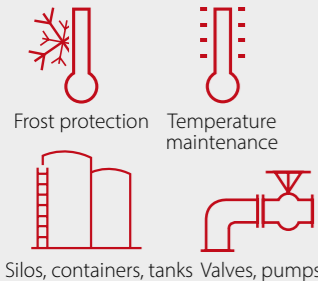
Weight tolerances due to manufacturing are possible. Additional resistances up to 1,500,000 Ω/km on request. Resistance tolerance +/- 5%.

For applications with fixed external diameter, please contact our engineers in advance. When the cables are being laid, they must not touch each other or cross. Fuse protection with FI 30 mA must be provided. Observe standards EN 60079-30-2 and EN 60519-10.



## At a glance

### Applications



- › Rotor blades
- › Marble tiles
- › Devices and systems made of metallic and non-metallic material

### Advantages

- › High level of flexibility
- › Small bending radius
- › High chemical resistance
- › Moisture-resistant

### Approvals



- › Manufactured in line with DIN VDE 0253

# Type ELKM-AS to 260 °C



<b>1 Heating conductor</b>	Stranded or coiled
<b>2 Insulating cover</b>	Fluoropolymer
<b>3 Protection</b>	Protective braiding (Cu, nickel-plated)

## Checklist for ELKM-AS

Connecting sets		
ELVB26	Connecting set for 1.5 mm <sup>2</sup> cold cable	0911052
Junction boxes		
ELAK-2	104 x 104 x 70 mm, polycarbonate, IP 66, up to 3 heating cables, Screw connection 1x M25, knockout 7x M20/M25	0920030
Connection cable		
ELKM-AS 11.7	Can be used as connection cable 1.5 mm <sup>2</sup>	0137010
ELKM-AS 7.2	Can be used as connection cable 2.5 mm <sup>2</sup>	0137002

- › Additional accessories on pages 28 - 36.

## Technical Specifications

<b>Max. voltage</b>	750 V
<b>Typical output</b>	30 W/m*
<b>Max. operating temperature</b>	260°C
<b>Min. bending radius</b>	2.5 x external diameter
<b>Min. installation temperature</b>	-60°C
<b>Heating conductor</b>	Stranded, coiled from 8000 Ω/km on request

\* The output per metre of heating pipe and the maximum possible operating temperatures depend on the application in question. We recommend that you contact our engineers for specific cases - we will be happy to advise you.

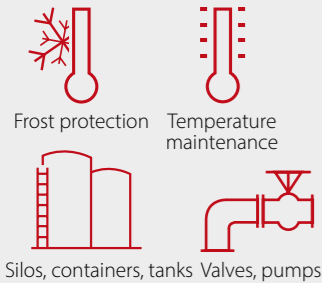
Nominal resistance (Ω/km)	External diameter approx. (mm)	Weight approx. (g/m)	Temperature coefficient (x 10 <sup>-3</sup> / K)	Item no.	Nominal resistance (Ω/km)	External diameter approx. (mm)	Weight approx. (g/m)	Temperature coefficient (x 10 <sup>-3</sup> / K)	Item no.
1.95 (Cu 10 mm <sup>2</sup> )	7.11	157.0	4.30	0137000	260.00	2.87	26.3	0.45	0137058
2.90 (Cu 6 mm <sup>2</sup> )	5.99	104.9	4.30	0137002	280.00	2.76	24.3	0.38	0137060
4.40 (Cu 4 mm <sup>2</sup> )	4.73	69.8	4.30	0137004	328.00	3.13	30.6	0.18	0137061
7.20 (Cu 2.5 mm <sup>2</sup> )	3.89	48.3	4.30	0137007	360.00	2.71	23.7	0.45	0137064
10.00	3.62	40.6	4.30	0137009	430.00	2.96	27.6	0.18	0137266
11.70 (Cu 1.5 mm <sup>2</sup> )	3.53	37.6	4.30	0137010	480.00	2.94	26.8	0.18	0137069
15.00	3.20	33.6	4.30	0137012	600.00	2.80	24.9	0.18	0137213
25.00	3.15	31.1	3.00	0137016	800.00	2.69	23.2	0.18	0137080
31.50	3.55	38.6	1.60	0137020	1000.00	2.81	24.9	0.04	0137082
50.00	3.15	31.3	1.60	0137030	1470.00	2.64	22.6	0.04	0137214
65.00	3.04	28.6	1.60	0137032	1750.00	2.66	22.3	0.04	0137094
80.00	3.32	34.5	0.90	0137038	1900.00	2.84	25.6	0.40	0137215
100.00	3.11	31.0	0.90	0137042	2900.00	2.68	23.1	0.40	0137219
157.00	3.10	31.2	0.45	0137045	4000.00	2.61	21.9	0.40	0137114
180.00	2.84	25.8	0.90	0137052	4700.00	2.55	21.6	0.15	0137118
200.00	2.98	28.2	0.45	0137054	6000.00	2.49	20.6	0.20	0137237
					7000.00	2.43	19.9	0.15	0137126
					8000.00	2.41	19.7	0.15	0137128

Weight tolerances due to manufacturing are possible. Additional resistances up to 1,500,000 Ω/km on request. Resistance tolerance +/- 5%.

For applications with fixed external diameter, please contact our engineers in advance. When the cables are being laid, they must not touch each other or cross. Fuse protection with FI 30 mA must be provided. Observe standards EN 60079-30-2 and EN 60519-10.

## At a glance

### Applications



- › Mould heating
- › Antenna heating
- › IBCs
- › Devices and systems made of metallic and non-metallic material

### Advantages

- › High level of flexibility
- › Small bending radius
- › High chemical resistance
- › Moisture-resistant

### Approvals



- › Manufactured in line with DIN VDE 0253

# Type ELKM-AE to 260 °C



<b>1 Heating conductor</b>	Stranded or coiled
<b>2 Insulating cover</b>	Fluoropolymer
<b>3 Protection</b>	Protective braiding (VA 1.4401 / SS 316)

## Checklist for ELKM-AE

Connecting sets		
ELVB26	Connecting set for 1.5 mm <sup>2</sup> cold cable	0911052
Junction boxes		
ELAK-2	104 x 104 x 70 mm, polycarbonate, IP 66, up to 3 heating cables, Screw connection 1x M25, knockout 7x M20/M25	0920030
Connection cable		
ELKM-AE 11.7	Can be used as connection cable 1.5 mm <sup>2</sup>	0137011
ELKM-AE 7.2	Can be used as connection cable 2.5 mm <sup>2</sup>	0137006

- › Additional accessories on pages 28 - 36.

## Technical Specifications

<b>Max. voltage</b>	750 V
<b>Typical output</b>	30 W/m*
<b>Max. operating temperature</b>	260°C
<b>Min. bending radius</b>	2.5 x external diameter
<b>Min. installation temperature</b>	-60°C
<b>Heating conductor</b>	Stranded, coiled from 8000 Ω/km on request

\* The output per metre of heating pipe and the maximum possible operating temperatures depend on the application in question. We recommend that you contact our engineers for specific cases - we will be happy to advise you.

Nominal resistance (Ω/km)	External diameter approx. (mm)	Weight approx. (g/m)	Temperature coefficient (x 10 <sup>-3</sup> / K)	Item no.
1.95 (Cu 10 mm <sup>2</sup> )	6.97	130	4.30	0137001
2.90 (Cu 6 mm <sup>2</sup> )	5.83	100	4.30	0137003
4.40 (Cu 4 mm <sup>2</sup> )	4.57	70	4.30	0137005
7.20 (Cu 2.5 mm <sup>2</sup> )	3.73	50	4.30	0137006
10.00	3.46	30	4.30	0137008
11.70 (Cu 1.5 mm <sup>2</sup> )	3.37	30	4.30	0137011
15.00	3.04	30	4.30	0137013
25.00	2.99	30	3.00	0137017
31.50	3.39	30	1.60	0137021
50.00	2.90	22.2	1.60	0137031
65.00	2.88	19.6	1.60	0137033
80.00	3.16	25.4	0.90	0137039
100.00	2.95	22.0	0.90	0137043
157.00	2.94	22.1	0.45	0137044
180.00	2.68	17.0	0.90	0137053
200.00	2.82	19.3	0.45	0137055

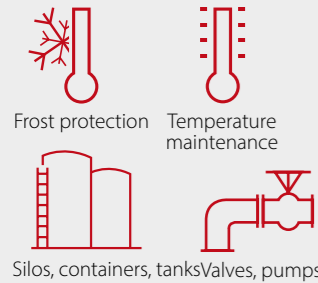
Weight tolerances due to manufacturing are possible. Additional resistances up to 1,500,000 Ω/km on request. Resistance tolerance +/- 5%.

Nominal resistance (Ω/km)	External diameter approx. (mm)	Weight approx. (g/m)	Temperature coefficient (x 10 <sup>-3</sup> / K)	Item no.
260.00	2.71	17.4	0.45	0137059
280.00	2.60	15.6	0.38	0137230
328.00	2.97	21.5	0.18	0137231
360.00	2.55	14.9	0.45	0137065
430.00	2.80	18.7	0.18	0137067
480.00	2.78	17.9	0.18	0137068
600.00	2.64	16.1	0.18	0137232
800.00	2.53	14.5	0.18	0137081
1000.00	2.65	16.2	0.04	0137083
1470.00	2.48	13.9	0.04	0137233
1750.00	2.50	13.6	0.04	0137234
1900.00	2.68	11.6	0.40	0137235
2900.00	2.52	14.4	0.40	0137104
4000.00	2.45	13.3	0.40	0137115
4700.00	2.39	12.6	0.15	0137119
6000.00	2.33	12.0	0.20	0137236
7000.00	2.27	11.4	0.15	0137127
8000.00	2.25	11.1	0.15	0137121

For applications with fixed external diameter, please contact our engineers in advance. When the cables are being laid, they must not touch each other or cross. Fuse protection with FI 30 mA must be provided. Observe standards EN 60079-30-2 and EN 60519-10.

## At a glance

### Applications



- › Chemistry
- › Oil and gas industry
- › Liquid keeping
- › Tank containers
- › IBCs
- › Wastewater facilities
- › Instrumentation
- › Production processes
- › Devices and systems made of metallic and non-metallic material

### Advantages

- › Maximum chemical and mechanical resistance
- › High holding temperatures
- › Easy to lay, even in complex structural shapes
- › Simple connection technology
- › Large selection of resistances
- › Longer heating circuits
- › Moisture-resistant

### Approvals



- › Device class  
III 2G Ex 60079-30-1 IIC Gb  
II 2D Ex 60079-30-1 IIIC Db
- › Certificate  
FM16ATEX0037X

# Type ELKM-AG to 250 °C



<b>1 Heating conductor</b>	Stranded
<b>2 Insulating cover</b>	Fluoropolymer
<b>3 Protection</b>	Protective braiding (Cu, nickel-plated)
<b>4 Outer jacket</b>	Fluoropolymer

## Checklist for ELKM-AG

### Connecting sets

ELVB-AG	Connecting set, shrink-fit technology, for 1.5 mm <sup>2</sup> cold cable	OX81150
---------	---	---------

### Junction boxes

ELAK-Ex-4.11	122 x 120 x 90 mm, polyester, IP66, 1 heating cable, 1 supply line	OX85411
ELAK-Ex-4.12	122 x 120 x 90 mm, polyester, IP66, 2 heating cables, 1 supply line	OX85412
ELAK-Ex-4.13	122 x 120 x 90 mm, polyester, IP66, 3 heating cables, 1 supply line	OX85413
ELAK-Ex-R1	Ø 150 mm, height 125 mm, polyamide, for star point, Ex e	OX80071

### Connection cables

ELKM-AG 11.7	Can be used as connection cable 1.5 mm <sup>2</sup>	01GA011E
ELKM-AG-N 7.2	Can be used as connection cable 2.5mm <sup>2</sup>	01TA007E
ELKM-AG-N 11.7	Can be used as connection cable 1.5mm <sup>2</sup>	01TA011E

› Additional accessories on pages 28 - 36.

## Technical Specifications

<b>Max. voltage</b>	750 V
<b>Typical output</b>	30 W/m*
<b>Max. operating temperature</b>	250°C
<b>Min. bending radius</b>	7.5 mm
<b>Min. installation temperature</b>	- 60 °C
<b>Heating conductor</b>	Stranded
<b>Interference immunity</b>	7 J

\* The output per metre of heating pipe and the maximum possible operating temperatures depend on the application in question. We recommend that you contact our engineers for specific cases, or use our design software eltherm designer.

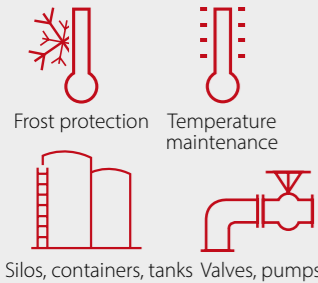
Nominal resistance (Ω/km)	External diameter approx. (mm)	Weight approx. (g/m)	Temperature coefficient (x 10 <sup>-3</sup> / K)	Item no.	Nominal resistance (Ω/km)	External diameter approx. (mm)	Weight approx. (g/m)	Temperature coefficient (x 10 <sup>-3</sup> / K)	Item no.
11.7	5.1	72	4.30	01GA011E	480	4.7	58	0.18	01GA148E
50	4.6	66	1.60	01GA050E	600	4.5	56	0.18	01GA160E
65	4.7	61	1.60	01GA065E	800	4.4	54	0.18	01GA180E
80	5.1	69	0.90	01GA080E	1000	4.5	56	0.04	01GA210E
100	4.9	65	0.90	01GA110E	1470	4.4	53	0.04	01GA214E
157	4.9	64	0.45	01GA115E	1750	4.4	53	0.04	01GA217E
180	4.9	56	0.90	01GA118E	1900	4.6	57	0.40	01GA219E
200	4.6	61	0.45	01GA120E	2900	4.4	54	0.40	01GA229E
260	4.7	57	0.45	01GA126E	4000	4.3	51	0.40	01GA240E
280	4.6	55	0.38	01GA128E	4700	4.2	50	0.15	01GA247E
340	4.5	54	0.45	01GA134E	6000	4.2	49	0.20	01GA260E
360	4.4	43	0.45	01GA136E	7000	4.2	48	0.15	01GA270E
430	4.4	61	0.45	01GA143E	8000	4.1	47	0.15	01GA280E

Manufacturing-dependent tolerances for resistances +/- 5%.

For applications with fixed external diameter, please contact our engineers in advance. When the cables are being laid, they must not touch each other or cross. Fuse protection with FI 30 mA must be provided.

## At a glance

### Applications



- › Filter heating
- › Hopper heating
- › Heating mantles
- › Automotive
- › Paint shops
- › Devices and systems made of metallic and non-metallic material

### Advantages

- › High chemical and mechanical resistance
- › Can be used in all industrial areas
- › High operating temperature
- › Easy to lay, even in complex structural shapes
- › High level of flexibility
- › Resistant to steam purging
- › Moisture-resistant

### Approvals



- › Manufactured to EN 60079-30-1:2017
- › Device class III 2G Ex 60079-30-1 IIC Gb II 2D Ex 60079-30-1 IIIC Db
- › Certificate EPS19ATEX1146U

# Type ELKM-AG-E to 260 °C



<b>1 Heating conductor</b>	Stranded or coiled
<b>2 Insulating cover</b>	Fluoropolymer
<b>3 Protection</b>	Protective braiding (Cu, nickel-plated)
<b>4 Outer jacket</b>	Fluoropolymer

## Checklist for ELKM-AG-E

### Connecting sets

Ex-Con-22/4 Si	Connecting sleeve, for up to 2.5 mm <sup>2</sup> , 4 J, Ex e	OX81140
Ex-Con-36/4	Connecting sleeve, for 2.5 to 35 mm <sup>2</sup> , 4 J, Ex e	OX81120

### Junction boxes

ELAK-Ex-4.11	122 x 120 x 90 mm, polyester, IP66, 1 heating cable, 1 supply line	OX85411
ELAK-Ex-4.12	122 x 120 x 90 mm, polyester, IP66, 2 heating cables, 1 supply line	OX85412
ELAK-Ex-4.13	122 x 120 x 90 mm, polyester, IP66, 3 heating cables, 1 supply line	OX85413
ELAK-Ex-R1	Ø 150 mm, height 125 mm, polyamide, for star point, Ex e	OX80071

### Connection cables

ELKM-AG 11.7	Can be used as connection cable 1.5 mm <sup>2</sup> 7 joules	01GA011E
ELKM-AG-N 7.2	Can be used as connection cable 2.5 mm <sup>2</sup> 4 joules	01TA007E
ELKM-AG-N 11.7	Can be used as connection cable 1.5 mm <sup>2</sup> 4 joules	01TA011E

› Additional accessories on pages 28 - 36.

## Technical Specifications

<b>Max. voltage</b>	750 V
<b>Typical output</b>	30 W/m*
<b>Max. operating temperature</b>	260°C
<b>Min. bending radius</b>	2.5 x external diameter
<b>Min. installation temperature</b>	- 60 °C
<b>Heating conductor</b>	Stranded or coiled
<b>Interference immunity</b>	4 J

\* The output per metre of heating pipe and the maximum possible operating temperatures depend on the application in question. We recommend that you contact our engineers for specific cases, or use our design software eltherm designer.

Nominal resistance (Ω/km)	Heating cable configuration	Outer diameter approx. (mm)	Weight approx. (g/m)	Temperature-coefficient (x 10 <sup>-3</sup> / K)	Item no.	Nominal resistance (Ω/km)	Heating cable configuration	Outer diameter approx. (mm)	Weight approx. (g/m)	Temperature-coefficient (x 10 <sup>-3</sup> / K)	Item no.
4.40 (Cu 4 mm <sup>2</sup> )	Stranded	5.7	83	4.30	01AA004E	9000	Coiled	4.5	42	0.18	01AA290E
7.20 (Cu 2.5 mm <sup>2</sup> )	Stranded	4.7	64	4.30	01AA007E	11000	Coiled	4.5	41	0.18	01AA411E
10.00	Stranded	4.4	50	4.30	01AA010E	13000	Coiled	4.5	42	0.0001	01AA413E
11.70 (Cu 1.5 mm <sup>2</sup> )	Stranded	4.3	52	4.30	01AA011E	15000	Coiled	4.5	41	0.0001	01AA415E
15.00	Stranded	4.1	48	4.30	01AA015E	20000	Coiled	4.5	41	0.0001	01AA420E
25.00	Stranded	4.0	44	3.00	01AA025E	25000	Coiled	4.5	41	0.0001	01AA425E
31.50	Stranded	4.3	54	1.60	01AA031E	30000	Coiled	4.5	42	0.0001	01AA430E
50.00	Stranded	4.0	46	1.60	01AA050E	40000	Coiled	4.5	41	0.0001	01AA440E
65.00	Stranded	3.8	42	1.60	01AA065E	50000	Coiled	4.5	41	0.0001	01AA450E
80.00	Stranded	4.1	50	0.90	01AA080E	60000	Coiled	4.5	41	0.0001	01AA460E
100.00	Stranded	4.0	46	0.90	01AA110E	80000	Coiled	4.5	41	0.0001	01AA480E
157.00	Stranded	4.0	45	0.45	01AA115E	100000	Coiled	4.5	41	0.06	01AA510E
180.00	Stranded	3.7	39	0.90	01AA118E	117000	Coiled	4.5	42	0.29	01AA511E
200.00	Stranded	3.8	42	0.45	01AA120E	160000	Coiled	4.5	41	0.29	01AA516E
260.00	Stranded	3.7	40	0.45	01AA126E	200000	Coiled	4.5	41	0.06	01AA520E
280.00	Stranded	3.6	36	0.38	01AA128E	300000	Coiled	4.5	41	0.06	01AA530E
328.00	Stranded	3.7	45	0.45	01AA132E	450000	Coiled	4.5	41	0.06	01AA545E
360.00	Stranded	3.5	36	0.45	01AA136E	600000	Coiled	4.5	41	0.06	01AA560E
430.00	Stranded	3.7	41	0.18	01AA143E	1500000	Coiled	4.5	41	0.08	01AA615E
480.00	Stranded	3.7	40	0.18	01AA148E						
600.00	Stranded	3.6	38	0.18	01AA160E						
800.00	Stranded	3.5	35	0.18	01AA180E						
1000.00	Stranded	3.6	38	0.04	01AA210E						
1470.00	Stranded	3.4	35	0.04	01AA214E						
1750.00	Stranded	3.4	33	0.04	01AA217E						
1900.00	Stranded	3.1	39	0.40	01AA219E						
2900.00	Stranded	3.5	35	0.40	01AA229E						
4000.00	Stranded	3.4	33	0.40	01AA240E						
4700.00	Stranded	3.4	32	0.15	01AA247E						
6000.00	Stranded	3.4	32	0.20	01AA260E						
7000.00	Stranded	3.4	32	0.15	01AA270E						
8000.00	Stranded	3.4	31	0.15	01AA280E						

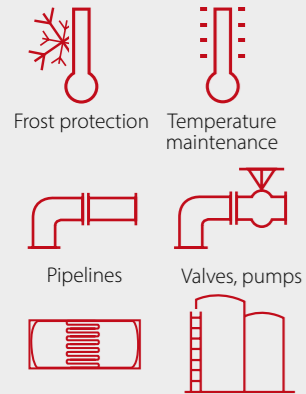
Weight tolerances due to manufacturing are possible. Resistance tolerance +/- 5%.

For applications with fixed external diameter, please contact our engineers in advance.

When the cables are being laid, they must not touch each other or cross. Fuse protection with FI 30 mA must be provided. Observe standards EN 60079-30-2 and EN 60519-10.

## At a glance

### Applications



Tank containers Silos, containers, tanks

- › Filter heating
- › Hopper heating
- › Parabolic antenna heating
- › Automotive
- › Devices and systems made of metallic and non-metallic material

### Advantages

- › Light design
- › High chemical and mechanical resistance
- › High operating temperature
- › Moisture-resistant
- › High level of flexibility
- › Resistant to steam purging

### Approvals



# Type ELKM-AG-L to 260 °C



<b>1 Heating conductor</b>	Stranded or coiled
<b>2 Insulating cover</b>	Fluoropolymer
<b>3 Protective conductor</b>	Cu nickel plated
<b>4 Outer jacket</b>	Fluoropolymer

## Checklist for ELKM-AG-L

Connecting sets		
ELVB30	Connecting set for 1.5 mm <sup>2</sup> cold cable	0911056
ELVB30-1A	Connecting set for 2.5 to 6 mm <sup>2</sup> cold cable	0911059
Junction boxes		
ELAK-2	104 x 104 x 70 mm, polycarbonate, IP 66, up to 3 heating cables, Screw connection 1x M25, knockout 7x M20/M25	0920030
ELAK-5	122 x 120 x 90 mm, polyester, IP 66, up to 2 heating cables, Screw connection 3x M25	0920013
ELAK-R-1	Ø 150 mm, height 125 mm, thermoplastic, for star point	0920051
ELAK-R-2	150 mm, height 125 mm, thermoplastic	0920052
Connection cables		
ELKM-AG-L 11.7	Can be used as connection cable 1.5 mm <sup>2</sup>	01TT011E
ELKM-AG-L 7.2	Can be used as connection cable 2.5 mm <sup>2</sup>	01TT007E

› Additional accessories on pages 28 - 36.

## Technical Specifications

<b>Max. voltage</b>	750 V
<b>Typical output</b>	30 W/m*
<b>Max. operating temperature</b>	260°C
<b>Min. bending radius</b>	2.5 x external diameter
<b>Min. installation temperature</b>	-60°C
<b>Heating conductor</b>	Stranded or coiled

\* The output per metre of heating pipe and the maximum possible operating temperatures depend on the application in question. We recommend that you contact our engineers for specific cases, or use our design software eltherm designer.

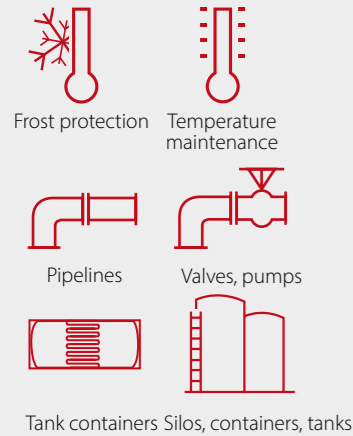
Nominal resistance (Ω/km)	External diameter approx. (mm)	Weight approx. (g/m)	Temperature coefficient (x 10 <sup>-3</sup> / K)	Item no.	Nominal resistance (Ω/km)	External diameter approx. (mm)	Weight approx. (g/m)	Temperature coefficient (x 10 <sup>-3</sup> / K)	Item no.
1.95 (Cu 10 mm <sup>2</sup> )	7.7	156	4.30	01TT002E	280.00	3.4	35	0.38	01TT128E
2.90 (Cu 6 mm <sup>2</sup> )	6.4	110	4.30	01TT003E	328.00	3.78	35.2	0.45	01TT132E
4.40 (Cu 4 mm <sup>2</sup> )	5.6	85	4.30	01TT004E	360.00	3.3	33	0.45	01TT136E
7.20 (Cu 2.5 mm <sup>2</sup> )	4.5	53	4.30	01TT007E	430.00	3.5	38	0.18	01TT143E
10.00	4.2	51	4.30	01TT010E	480.00	3.5	39	0.18	01TT148E
11.70 (Cu 1.5 mm <sup>2</sup> )	4.1	48	4.30	01TT011E	600.00	3.4	35	0.18	01TT160E
15.00	3.9	44	4.30	01TT015E	800.00	3.3	34	0.18	01TT180E
25.00	3.8	43	3.00	01TT025E	1000.00	3.4	35	0.04	01TT210E
31.50	4.1	45	1.60	01TT031E	1470.00	3.2	40	0.04	01TT214E
50.00	3.8	43	1.60	01TT050E	1750.00	3.2	38	0.04	01TT217E
65.00	3.6	42	1.60	01TT065E	1900.00	3.5	39	0.40	01TT219E
80.00	3.9	55	0.90	01TT080E	2900.00	3.3	32	0.40	01TT229E
100.00	3.8	53	0.90	01TT110E	4000.00	3.2	31	0.40	01TT240E
157.00	3.8	40	0.45	01TT115E	4700.00	3.2	31	0.15	01TT247E
180.00	3.5	38	0.90	01TT118E	6000.00	3.2	38	0.20	01TT260E
200.00	3.6	39	0.45	01TT120E	7000.00	3.2	36	0.15	01TT270E
260.00	3.5	38	0.45	01TT126E	8000.00	3.2	33	0.15	01TT280E

Weight tolerances due to manufacturing are possible. Additional resistances up to 1,500,000 Ω/km on request. Resistance tolerance +/- 5%.

For applications with fixed external diameter, please contact our engineers in advance. When the cables are being laid, they must not touch each other or cross. Fuse protection with FI 30 mA must be provided. Observe standards EN 60079-30-2 and EN 60519-10.

## At a glance

### Applications



- › Filter heating
- › Hopper heating
- › Automotive
- › Paint shops
- › Devices and systems made of metallic and non-metallic material

### Advantages

- › High chemical and mechanical resistance
- › High operating temperature
- › Moisture-resistant
- › High level of flexibility
- › Resistant to steam purging

### Approvals



- › System device class  
II 2G Ex 60079-30-1 IIC Gb  
II 2D Ex 60079-30-1 IIIC Db
- › Certificate  
EPS12ATEX1466U

# Type ELKM-AG-N to 260 °C



<b>1 Heating conductor</b>	Stranded
<b>2 Insulating cover</b>	Fluoropolymer
<b>3 Protective conductor</b>	Cu nickel plated
<b>4 Outer jacket</b>	Fluoropolymer

## Checklist for ELKM-AG-N

Connecting sets		
Ex-Con-25/7	Connecting/terminating set, adhesive technology, 2 screw connections M20 x 1.5	0X81115
Ex-Con-22/4 Si	Connecting sleeve, for up to 2.5 mm <sup>2</sup> , 4 J, Ex e	0X81140
Ex-Con-36/4	Connecting sleeve, for 2.5 to 35 mm <sup>2</sup> , 4 J, Ex e	0X81120
ELVB30	Connecting set for 1.5 mm <sup>2</sup> cold cable	0911056
ELVB30-1A	Connecting set for 2.5 to 6 mm <sup>2</sup> cold cable	0911059
Junction boxes		
ELAK-Ex-4.11	122 x 120 x 90 mm, polyester, IP66, 1 heating cable, 1 supply line	0X85411
ELAK-Ex-4.12	122 x 120 x 90 mm, polyester, IP66, 2 heating cables, 1 supply line	0X85412
ELAK-Ex-4.13	122 x 120 x 90 mm, polyester, IP66, 3 heating cables, 1 supply line	0X85413
ELAK-R-1	Ø 150 mm, height 125 mm, thermoplastic, for star point	0920051
Connection cables		
ELKM-AG 11.7	Can be used as connection cable 1.5 mm <sup>2</sup> 7 joules	01GA011E
ELKM-AG-N 7.2	Can be used as connection cable 2.5 mm <sup>2</sup> 4 joules	01TA007E
ELKM-AG-N 11.7	Can be used as connection cable 1.5mm <sup>2</sup> 4 joules	01TA011E

## Technical Specifications

<b>Max. voltage</b>	550 V
<b>Typical output</b>	30 W/m*
<b>Max. operating temperature</b>	260°C
<b>Min. bending radius</b>	2.5 x external diameter
<b>Min. installation temperature</b>	-60°C
<b>Heating conductor</b>	Stranded
<b>Interference immunity</b>	4 J

\* The output per metre of heating pipe and the maximum possible operating temperatures depend on the application in question. We recommend that you contact our engineers for specific cases, or use our design software eltherm designer.

Nominal resistance (Ω/km)	External diameter approx. (mm)	Weight approx. (g/m)	Temperature coefficient (x 10 <sup>-3</sup> / K)	Item no.	Nominal resistance (Ω/km)	External diameter approx. (mm)	Weight approx. (g/m)	Temperature coefficient (x 10 <sup>-3</sup> / K)	Item no.
1.95 (Cu 10 mm <sup>2</sup> )	8.1	166	4.30	01TA002E	280.00	4.0	39	0.38	01TA128E
2.90 (Cu 6 mm <sup>2</sup> )	6.8	119	4.30	01TA003E	328.00	4.1	40.1	0.45	01TA132E
4.40 (Cu 4 mm <sup>2</sup> )	6.1	96	4.30	01TA004E	360.00	3.9	40	0.45	01TA136E
7.20 (Cu 2.5 mm <sup>2</sup> )	5.1	64	4.30	01TA007E	430.00	4.1	43	0.18	01TA143E
10.00	4.8	59	4.30	01TA010E	480.00	4.1	44	0.18	01TA148E
11.70 (Cu 1.5 mm <sup>2</sup> )	4.7	57	4.30	01TA011E	600.00	4.0	40	0.18	01TA160E
15.00	4.5	50	4.30	01TA015E	800.00	3.9	41	0.18	01TA180E
25.00	4.4	48	3.00	01TA025E	1000.00	4.0	43	0.04	01TA210E
31.50	4.7	56	1.60	01TA031E	1470.00	3.8	40	0.04	01TA214E
50.00	4.4	49	1.60	01TA050E	1750.00	3.8	37	0.04	01TA217E
65.00	4.2	46	1.60	01TA065E	1900.00	3.5	41	0.40	01TA219E
80.00	4.5	42	0.90	01TA080E	2900.00	3.9	41	0.40	01TA229E
100.00	4.4	50	0.90	01TA110E	4000.00	3.8	37	0.40	01TA240E
157.00	4.4	46	0.45	01TA115E	4700.00	3.8	35	0.15	01TA247E
180.00	4.1	42	0.90	01TA118E	6000.00	3.8	34	0.20	01TA260E
200.00	4.2	38	0.45	01TA120E	7000.00	3.8	33	0.15	01TA270E
260.00	4.1	42	0.45	01TA126E	8000.00	3.8	36	0.15	01TA280E








Weight tolerances due to manufacturing are possible.  
Resistance tolerance +/- 5%.

For applications with fixed external diameter, please contact our engineers in advance. When the cables are being laid, they must not touch each other or cross. Fuse protection with FI 30 mA must be provided. Observe standards EN 60079-30-2 and EN 60519-10.















# Accessories

## Serial Resistance Heating Cable System

### B\* – Connecting Sets

	Type	Suitable for		Description	Item no.
	Ex-Con-22/4 Si	ELKM-AG-E, -AG-N	●	Connecting sleeve, for up to 2.5 mm <sup>2</sup> , 4J, Ex e	0X81140
	Ex-Con-25/7	ELKM-AG-N	●	Connecting/terminating set, adhesive technology, 2 screw connections M20 x 1.5	0X81115
	Ex-Con-36/4	ELKM-AG-E, -AG-N	●	Connecting sleeve, for 2.5 to 35 mm <sup>2</sup> , 4J, Ex e	0X81120
	ELVB22	ELKM-A		Connecting set for 1.5 mm <sup>2</sup> cold cable	0911048
	ELVB26	ELKM-AS, -AE,		Connecting set for 1.5 mm <sup>2</sup> cold cable	0911052
	ELVB30	ELKM-AG-L, -AG-N		Connecting set for 1.5 mm <sup>2</sup> cold cable	0911056
	ELVB30-1A			Connecting set for 2.5 to 6 mm <sup>2</sup> cold cable	0911059
	ELVB-AG-Ex	ELKM-AG	●	Connecting set, shrink-fit technology, for 1.5 mm <sup>2</sup> cold cable	0X81150

### C\* – Assembly Accessories for Pipelines








	Type	Suitable for		Description	Item no.
	ELB-13V1	All	●	Thread strapping tape, 11 mm, 30 m, Mat. 1.4301	2723001010
	ELB-13V2	All	●	Turnbuckle 1.4301 (VE = 10 pieces), Mat. 1.4301	0930042
	ELB-15.04	All	●	Hose clamp, 25 - 40 mm, Mat. 1.4301	2723001025
	ELB-15.09	All	●	Hose clamp 40-90 mm (DN 25-65), Mat. 1.4301	2723040090
	ELB-15.11	All	●	Hose clamp, 50 - 110 mm, Mat. 1.4301	2723050110
	ELB-15,288	All	●	Hose clamp, 60 - 288 mm, Mat. 1.4301	2723060288
	ELB-15,650	All	●	Hose clamp, 60 - 650 mm, Mat. 1.4301	2723060650
	ELMW-6	ELAK-2	●	Mounting bracket 85 x 85 mm, Mat. 1.4301	0941006
	ELMW-Ex-Box	Ex-Box REG / Ex-Box-LIM	●	Mounting bracket 185 x 185 mm, Mat. 1.4301	0941072
	ELMW-CT	EL-CT...	●	Mounting bracket, mat. 1.4301	0941025
	ELMW-GP1	ELT-GP 1	●	Mounting bracket 175 x 125 mm, Mat. 1.4301	0941020
	EL-VSB 300	All	●	Variable mounting bracket Adjustable height from 180 to 300 mm, mat. 1.4301	0941085
	EL-VSB 400	All	●	Variable mounting bracket Adjustable height from 280 to 400 mm, mat. 1.4301	0941086
	EL-VSBG 300	ELAK-Ex-9.xx	●	Variable mounting brackets Adjustable height from 180 to 300 mm, mat. 1.4301	0941084

\*Category letters refer to the checklist on page 9 and the respective data sheet.








# Accessories

## Serial Resistance Heating Cable System



### D\* – Fastenings, Self-Adhesive Tapes and Foils

	Type	Suitable for		Description	Max. operating temperature	Item no.
	ELGG-02	All		Glass fabric tape, 50 mm wide, Roll 100 m	+350°C	2416090500
	ELGG-04	All		Glass fabric tape, 70 mm wide, Roll 100 m	+800°C	2416090700
	ELB-02A	All	●	Fibreglass adhesive tape 30 m x 12 mm	+180°C	2486800126
	ELB-02B	All	●	Fibreglass adhesive tape 50 m x 12 mm	+180°C	2486800130
	ELB-06	All	●	Alum. foil, 50 m x 75 mm, self-adhesive	-40°C up to +140°C	0942200
	ELB-06D	All	●	Alum. foil, 100 m x 75 mm, self-adhesive	-40°C up to +140°C	2701900076
	ELB-06C	All	●	Alum. foil, 50 m x 50 mm, with reinforced grid, -40 ... +80°C	-40°C up to +130°C	2701900051
	ELB-06E	All	●	Alum. foil, 50 m x 536 mm, self-adhesive	+150°C	2701900500
	ELB-16.10	All	●	Plastic straps, Length = 102 x 2.5 mm, black, UV-resistant, VE = 100 pc.	+85°C	2796000001
	ELB-16.20	All	●	Plastic straps, Length = 200 x 3.6 mm, black, UV-resistant, VE = 100 pc.	+85°C	2796000002
	ELB-16.36	All	●	Plastic straps, Length = 360 x 4.8 mm, black, UV-resistant, VE = 100 pc.	+85°C	2796000003

### E\* – Insulation Bushings

	Type	Suitable for		Description	Item no.
	ELISD-1.12	All temperature tracers	●	Cover plate aluminium, 70 x 70 mm, Ø seal area 3.5 to 7 mm, 2 x M12 x 1.5	0921011
	ELISD-1.16	All temperature tracers	●	Cover plate aluminium, 70 x 70 mm, Ø seal area 4.5 to 10 mm, 1 x M16	0921015
	ELISD-1.20	All connection lines	●	Cover plate aluminium, 70 x 70 mm, Ø seal area 7 to 13 mm, 1 x M20	0921019
	ELISD-1.25	All connection lines	●	Cover plate aluminium, 70 x 70 mm, Ø seal area 9 to 17 mm, 1 x M25	0921023
	ELISD-2.12	For connection cables only	●	Cover plate aluminium, 100 x 40 mm, Ø seal area 3.5 to 7 mm, 2 x M12 x 1.5	0921069
	ELISD-2.16	For connection cables only	●	Cover plate aluminium, 100 x 40 mm, Ø seal area 4.5 to 10 mm, 2 x M16 x 1.5	0921071
	ELISD-3.12	For connection cables only	●	Cover plate aluminium, 100 x 40 mm, Ø seal area 3.5 to 7 mm, 3 x M12 x 1.5	0921067
	ELISD-3.16	For connection cables only	●	Cover plate aluminium, 100 x 40 mm, Ø seal area 4.5 to 10 mm, 3 x M16 x 1.5	0921070

### F\* – Warning Signs

















	Type	Suitable for		Description	Item no.
	EL-WS01D	All	●	German "Elektrische Begleitheizung"	2986900002
	EL-WS01E	All	●	English "Electric Heat Tracing"	2986900012
	EL-WS01F	All	●	French, "Traçage Electrique"	2986900032
	EL-WS01R	All	●	Russian "Электрообогрев"	2986900013
	EL-WS01I	All	●	Italian "Tracciatura elettrica riscaldante"	2986900089











# Accessories

## Serial Resistance Heating Cable System

### G\* – Temperature Controllers

	Type	Suitable for		Description	Ambient temperature	Item no.
	ELTC-14	All		Electronic temperature controller with display	-25°C up to +55°C	0620000
	ELTC-15	All		Electronic temperature controller with display and ramp function	-25 °C to + 55 °C	0621500
	ELTC-21	All		Electronic temperature controller with display for top hat rail-mounting	-25 °C to + 55 °C	0610093
	ELTC-MV2	All		Electronic temperature controller Moduvise, Top-hat rail	-25 °C to + 55 °C	0611135
	Ex-Box REG/DIS	All	●	Electronic temperature controller with display	-32 °C to + 60 °C	0X60020
	Ex-Box REG/LED	All	●	Electronic temperature controller with LED	-32 °C to + 60 °C	0X60021
	Ex-Box LIM/LED	All	●	Electronic limiter with LED	-32 °C to + 60 °C	0X60023
	Ex-Box LIM/DIS	All	●	Electronic limiter with display	-32 °C to + 60°C	0X60024
	Ex-Control	Ex-box	●	Hand-held operating device for Ex-box RED/ LED and LMI/LED	-32 °C to + 60°C	0X60026
	Ex-TC/A-It	All	●	Electronic temperature controller with alarm function, pipeline mounting	-20°C up to +50°C	0X60101
	Ex-TC/A-W	All	●	Electronic temperature controller with alarm function, wall mounting	-45°C up to +50°C	0X60103
	Ex-TC/AL-It	All	●	Electronic temperature controller and limiter with alarm function and pipeline mounting	-20 °C up to +50 °C	0X60121
	Ex-TC/AL-W	All	●	Electronic temperature controller and limiter with alarm function and wall mounting	-45 °C up to +50 °C	0X60123
	Ex-TC/M-It	All	●	Electronic temperature controller with Modbus, pipeline mounting	-20 °C up to +50 °C	0X60131
	Ex-TC/M-W	All	●	Electronic temperature controller with Modbus, wall mounting	-45 °C up to +50 °C	0X60133














### H\* – Temperature Tracers

	Type	Suitable for		Description	Operating temperature	Item no.
	ELTF-PT.15	All		Pt100, 3-wire, 5x50 mm, PTFE 3.0 m, IP67	-50 °C to + 260 °C	0650070
	ELTF-PT.3	ELKM-A, -AS, AE		Pt100, 2-wire, 5 x 50 mm, 3 m PTFE cable	-50°C up to +260°C	0650003
	ELTF-PT.3.1	All		Pt100, 3-wire, 5 x 50 mm, 3 m PFA cable	-50°C up to +250°C	0650002
	ELTF-PT.61	All		Pt100, 2-wire, measuring sleeve 3 x 200 mm, 5m PTFE cable, IP 65	-50 °C to + 500°C	0650040
	ELTF-Te.41	All		Thermocouple NiCr-Ni (type K); outer jacket material diameter 1.5 x 400 mm, 5 m	-17 °C to + 900 °C	0670019
	ELTF-PTE.2	Ex only	●	Pt100, 4-wire, 3 m PTFE cable	-45°C up to +235°C	0X70002
	ELTF-PTE.4	Ex only	●	2x Pt100, 3-wire, 3 m connection	-45°C up to +235°C	0X70030


# Accessories

## Serial Resistance Heating Cable System

### Junction Boxes

	Type	Suitable for		Description	Ambient temperature	Item no.
	ELAK-2	ELKM-A, -AS, -AE, -AG-L		104 x 104 x 70 mm, polycarbonate, IP 66, up to 3 heating cables, Screw connection 1x M25, Knockout 7x M20/M25	-25 °C to + 70 °C	0920030
	ELAK-5	ELKM-AG-L		122 x 120 x 90 mm, polyester, IP 66, Up to 2 heating cables, screw connection 3x M25	-70 °C to + 130 °C	0920013
	ELAK-5.1			130 x 130 x 75 mm, polycarbonate, IP 66, up to 3 heating cables, Knockout 9x M20/M25	-35 °C to + 80 °C	0920002
	ELAK-5.8	All Pt 100 temperature tracers		122 x 120 x 90 mm, polyester, grey, IP 65, up to 2 heating cables, screw connection 2x M25 1x M16, k borehole 1x M16	-70 °C to + 130 °C	0920015
	ELAK-R-1	ELKM-AG-N, AG-L		Ø 150 mm, height 125 mm, thermoplastic, for star point	-45 °C to + 50 °C	0920051
	ELAK-R-2	ELKM-AG-N, AG-L		Ø 150 mm, height 125 mm, thermoplastic	-45 °C to + 50 °C	0920052
	ELAK-R-8			Ø 150 mm, height 125 mm, for 1 to 2 Pt100s, 2-4 wires, up to 2 sensor connections max. 2.5 mm <sup>2</sup>	-45 °C to + 50 °C	0920058
	ELAK-RS-Pt	All Pt 100 temperature tracers		incl. mounting base, Ø 150 mm, Height 125 mm, thermoplastic, connection of 1 double Pt100, 1 sensor line, insulation thickness max. 100 mm	-45 °C to + 50 °C	0920060
	ELAK-Ex-2.00	ELKM-AG-N, AG-L	●	110 x 75 x 57 mm, polyester, IP66, 1 heating cable, 1 supply line	-40 °C to 50/55/60 °C	0X85200
	ELAK-Ex-4.11	ELKM-AG-N, AG-L	●	122 x 120 x 90 mm, polyester, IP66, 1 heating cable, 1 supply line	-40 °C to 50/55/60 °C	0X85411
	ELAK-Ex-4.12	ELKM-AG-N, AG-L	●	122 x 120 x 90 mm, polyester, IP66, 2 heating cables, 1 supply line	-40 °C to 50/55/60 °C	0X85412
	ELAK-Ex-4.13	ELKM-AG-N, AG-L	●	122 x 120 x 90 mm, polyester, IP66, 3 heating cables, 1 supply line	-40 °C to 50/55/60 °C	0X85413

### Junction Boxes

	Type	Suitable for		Description	Ambient temperature	Item no.
	ELAK-Ex-R1	ELKM-AG, -AG-E	●	Ø 150 mm, height 125 mm, polyamide, for star point, Ex e	-40 °C to + 50 °C	0X80071
	ELAK-Ex-R2	ELKM-AG, -AG-E	●	Ø 150 mm, height 125 mm, polyamide, Ex e	-40 °C to + 50 °C	0X80072
	ELAK-Ex-R4	ELKM-AG-N + EL-CT	●	Ø 150 mm, height 125 mm, polyamide, Ex e	-40 °C to + 50 °C	0X80074
	ELAK-Ex-R8	All Pt 100 temperature tracers	●	Ø 150 x 125 mm, 1-2 Pt100, max. 2.5 mm <sup>2</sup> , IP 65, Screw connection 1x M25 1x M16, Borehole 2x M16 1x M20	-40 °C to + 50 °C	0X80078



## Sample illustration

### Serial Resistance Heating Cables



#### in the Ex area

<b>A Heating cable</b>	ELKM-...
<b>B Connecting sleeve</b>	Ex-Con
<b>C Assembly accessories for pipelines</b>	ELMW-...
<b>D Fastenings, self-adhesive Tapes, foils</b>	ELB-...
<b>E Insulation bushing</b>	ELISD-...
<b>F Warning sign</b>	EL-WS...
<b>G Temperature controller</b>	Ex-box, Ex-TC
<b>H Temperature tracer</b>	ELTF-PTE <sub>x</sub>

#### in the non-Ex area

<b>A Heating cable</b>	ELKM-...
<b>B Connecting set</b>	ELVB-...
<b>C Assembly accessories for pipelines</b>	ELMW-...
<b>D Fastenings, self-adhesive Tapes, foils</b>	ELB-...
<b>E Insulation bushing</b>	ELISD-...
<b>F Warning sign</b>	EL-WS...
<b>G Temperature controller</b>	ELTC
<b>H Temperature tracer</b>	ELTF-...

This is simply an overview drawing, not installation instructions.  
For detailed information please contact our technicians.



# Survey

## Electrical Trace Heating on Pipelines



### Customer Information

Company*	_____	Contact person*	_____
Street, postal code, city	_____	E-mail*	_____
Website	_____	Telephone*	_____

### Project Information

**Application**

Frost protection  
 Temperature maintenance  
 Heating and temperature maintenance

**Power supply voltage\*** \_\_\_\_\_

**Holding temperature\*** \_\_\_\_\_ °C

**Product temperature** \_\_\_\_\_ °C

**Min. ambient temperature\*** \_\_\_\_\_ °C

**Max. ambient temperature\*** \_\_\_\_\_ °C

**Removable heating**  Yes (drawing required)  No

**Manufacturing according to**  Provision  Drawing

### Process Data

**Product \*\*** \_\_\_\_\_

**Density \*\*** \_\_\_\_\_ kg/m<sup>3</sup>

**Specific thermal capacity** \_\_\_\_\_ kj/kg\*K

**Specific melting heat \*\*** \_\_\_\_\_ J/kg

**Phase transition temperature (if applicable) \*\*** \_\_\_\_\_ °C

**Switch-on temperature** \_\_\_\_\_ °C

**Starting temperature \*\*** \_\_\_\_\_ °C

**Ending temperature \*\*** \_\_\_\_\_ °C

**Max. operating temperature (trace heating turned on)** \_\_\_\_\_ °C

**Max. brief pipe temperature e.g. during steam purging (trace heating turned off)** \_\_\_\_\_ °C

**Desired heating up time \*\*** \_\_\_\_\_ h

### Pipeline Details

**Length** \_\_\_\_\_ mm

**Nominal width/outside-ø** \_\_\_\_\_ mm

**Material** \_\_\_\_\_

**Specific thermal capacity of the raw material \*\*** \_\_\_\_\_ kj/kg\*K

**Density of the raw material \*\*** \_\_\_\_\_ kg/m<sup>3</sup>

**Pipe weight per metre** \_\_\_\_\_ kg/m

**Wall thickness \*\*** \_\_\_\_\_ mm

Valves: \_\_\_\_\_ Flanges: \_\_\_\_\_

Supports: \_\_\_\_\_ Pumps/filters: \_\_\_\_\_

T-branches: \_\_\_\_\_

**Location**  Inside  Outside

**Does moisture have to be taken into account?**  Yes  No

### Control Details

**Control**  Provided by customer  Capillary tube controller  
 Complete switch cabinet  Pluggable  
 Electronic controller

**Sensor (electronic controller)**  NiCrNi  FeCuNi  Pt-100  
 2-wire  3-wire  4-wire

**Assembly (electronic controller)**  Top hat rail  Wall mounting  
 Door installation  
 Mounting bracket / pipe mounting

### Potentially Explosive Atmosphere

**Installation in the Ex area**  Yes  No EX zone: \_\_\_\_\_

**Temperature class**  T1  T2  T3  
 T4  T5  T6

**Certification according to** \_\_\_\_\_

### Information about Assembly

**Assembly by eltherm**  Yes  No

**Assembly location** \_\_\_\_\_

\* Please fill in all mandatory fields

\*\* Only needs to be indicated for heating

Please enclose technical drawings as attachments!

**Use the interactive form on our website.**

S  
E  
F  
O  
N

## We are there for you eltherm worldwide

Milano/Italy	italia@eltherm.com
Shanghai/China	china@eltherm.com
Barcelona/Spain	spain@eltherm.com
Singapore	asiapacific@eltherm.com
Newbury/United Kingdom	uk@eltherm.com
Burlington/Canada	canada@eltherm.com
Calgary/Canada	canada@eltherm.com
Johannesburg/South Africa	southafrica@eltherm.com
Burbach/Germany	deutschland@eltherm.com
Casablanca/Morocco	morocco@eltherm.com
Santiago de Chile/Chile	chile@eltherm.com
Astana/Kazakhstan	kazakhstan@eltherm.com
Delhi/India	india@eltherm.com



Your eltherm contact person



**eltherm GmbH**  
**Headquarters**

Ernst-Heinkel-Strasse 6-10  
57299 Burbach, Germany

P: +49 2736 4413-0  
F: +49 2736 4413-50  
info@eltherm.com

[www.eltherm.com](http://www.eltherm.com)

